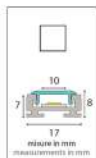
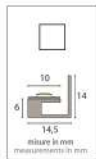
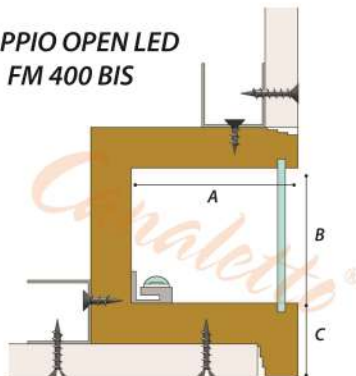


Possibilità di richiesta profilo personalizzato fuori standard. / Possibility of out-of-standard custom profile request.

INSERIRE MISURE INSERT MEASURES	
Lunghezza / Length	1850 mm
A	_____ mm
B	_____ mm
C	$\geq 29,5$ mm
D	_____ mm
E	_____ mm
F	_____ mm
INDICARE QUANTITÀ INDICATE QUANTITY	
Pezzi / Pieces	_____



DOPPIO OPEN LED FM 400 BIS



(chiuso con policarbonato bianco)
(closed with white polycarbonate)

INSERIRE MISURE INSERT MEASURES	
Lunghezza / Length	1850 mm
A	_____ mm
B	_____ mm
C	$\geq 29,5$ mm
D	_____ mm
E	_____ mm
F	_____ mm
INDICARE QUANTITÀ INDICATE QUANTITY	
Pezzi / Pieces	_____

DOPPIO OPEN LED FM 400

